
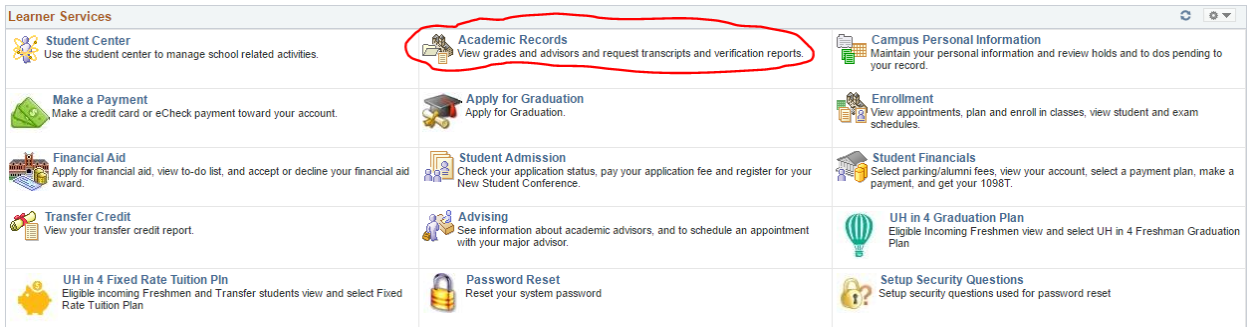


How to Download Your Unofficial Transcript

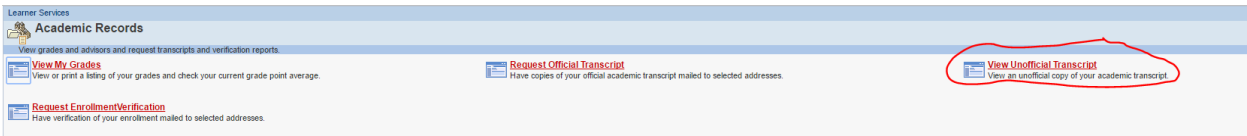
1. Sign in to Access UH and select myUH Self Service



2. Select Academic Records



3. Select View Unofficial Transcript



4. Select Unofficial Transcript for Report Type and click View Report

View Unofficial Transcript

Choose an institution and report type and press View Report

****this process may take a few minutes to complete. please do not press any other buttons or links while processing is taking place****

Academic Institution: University of Houston
Report Type: Unofficial Transcript **view report**

Information For Students
PLEASE REVIEW ANY QUESTIONS CONCERNING YOUR UNOFFICIAL TRANSCRIPT WITH YOUR ACADEMIC ADVISOR.

VIEW ALL REQUESTED REPORTS

5. Hover over the top of the document and click the save button



6. Save the file to your computer